

# **CRITICAL THINKING SKILLS FOR DUMMIES**

**BY MARTIN COHEN**

## Contents

Figure 3-1	3
Question 2: Word Pictures	4
Figure 5-1	5
Figure 6-1	6
Figure 6-2	7
Figure 7-1	8
Figure 7-2	9
Figure 7-3	10
Figure 7-4	11
Figure 7-5	12
Figure 8-1	13
Figure 8-2	14
Figure 8-3	15
Figure 10-1	16
Figure 11-1	17
Figure 12-1	18
Figure 13-1	19
Figure 15-1	20



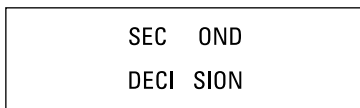
**Figure 3-1:** Sticking to your beliefs isn't always easy. This famous image shows a crowd of people giving the Nazi salute, with just August Landmesser refusing to do so.

---

## ***Question 2: Word pictures***

*Each picture is made up of words, but also represents a common saying. Can you see what the everyday adage is?*

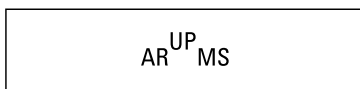
(a)



(b)

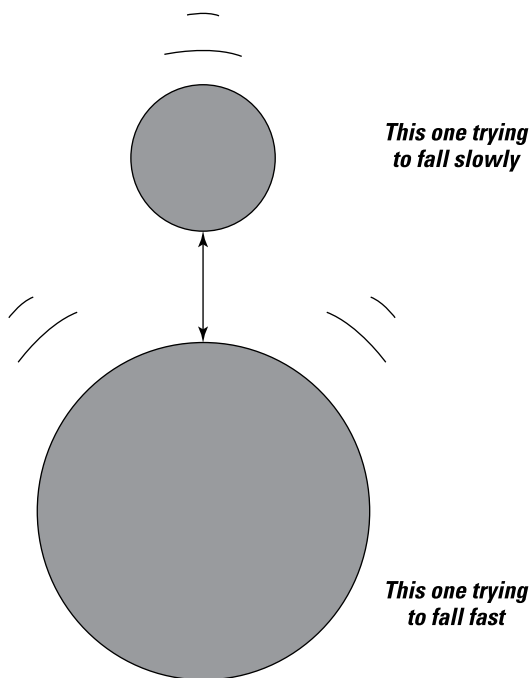


(c)



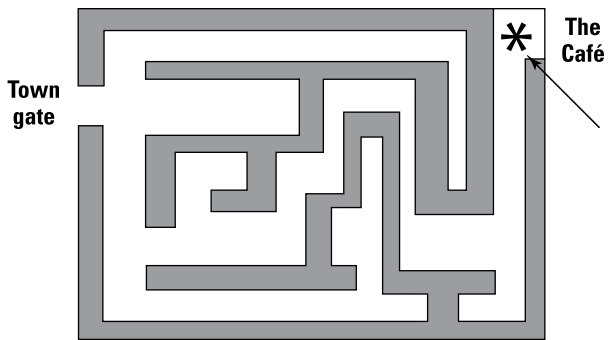
(d)





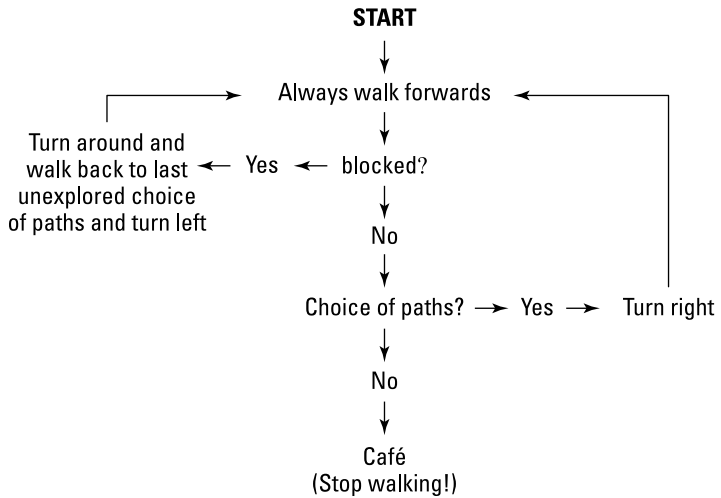
**Figure 5-1:** The clever bit is when Galileo asks us to imagine a string is tied between the two lead weights

---



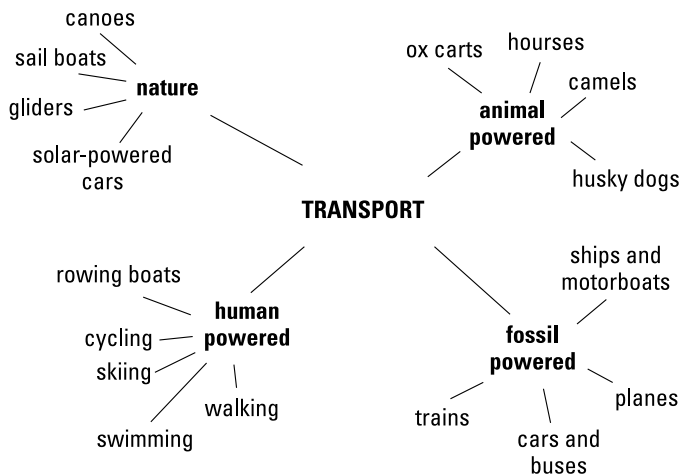
**Figure 6-1:** The old town's streets are a bit of a maze!

---



**Figure 6-2:** One way a computer may tackle the maze problem.

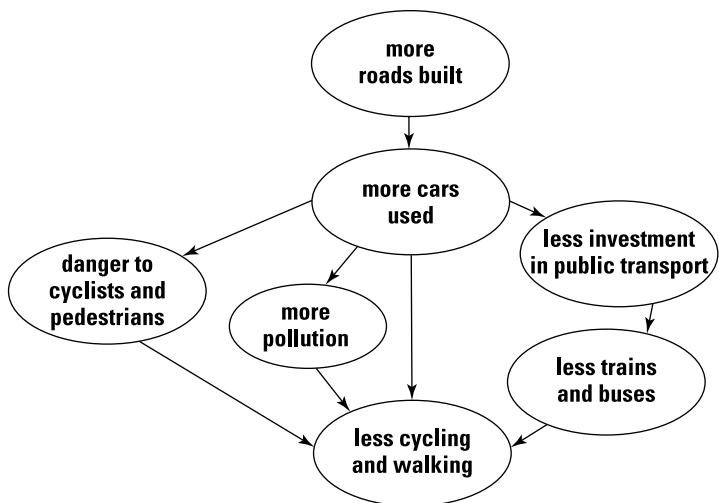
---



**Figure 7-1:** A mind map on the core theme of 'transport'. This is the kind of thing that a brainstorming session may produce.

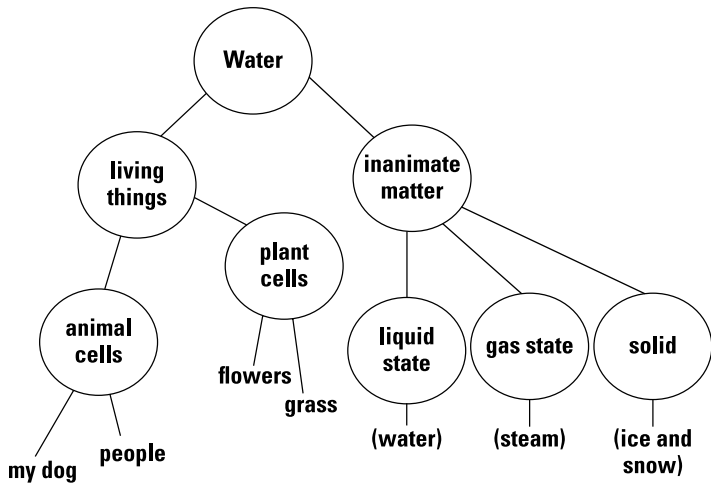
---





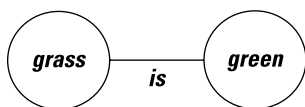
**Figure 7-2:** A flow chart that seeks to demonstrate (argue) a particular point: how and why building roads is bad.

---



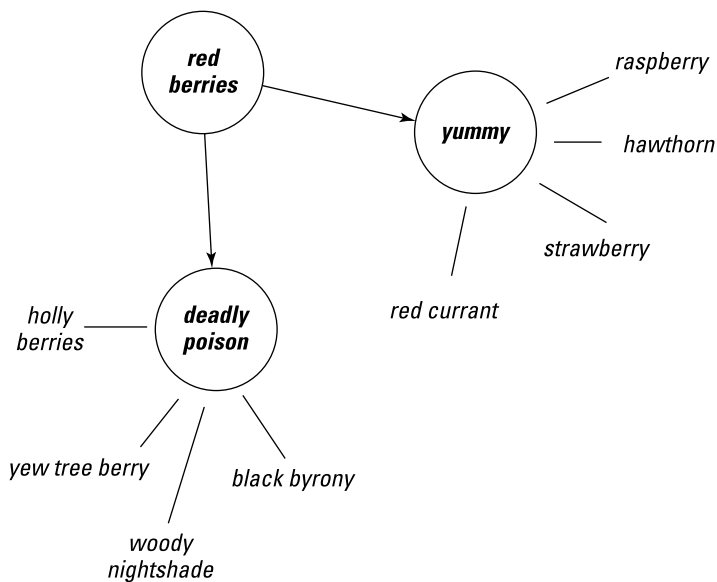
**Figure 7-3:** Water concept chart. A simplified version of one of Joe Novak's original concept charts (see the earlier sidebar 'How it all got started').

---

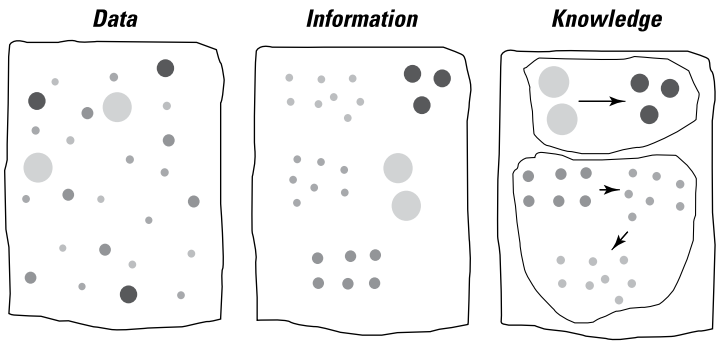


**Figure 7-4:** A one-line concept chart.

---

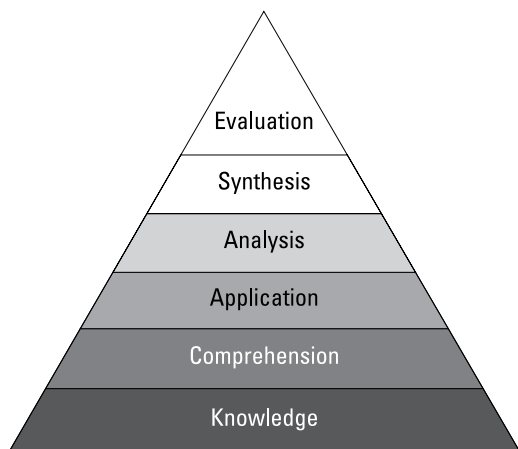


**Figure 7-5:** A simple chart that begins to do some conceptual work.



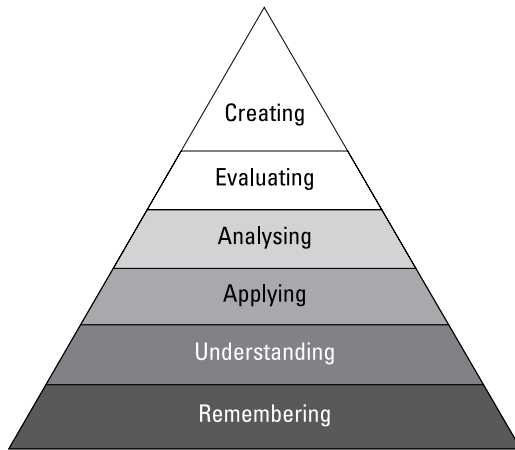
**Figure 8-1:** Constructing knowledge: A visualisation of the relationship of data to information and knowledge.

---



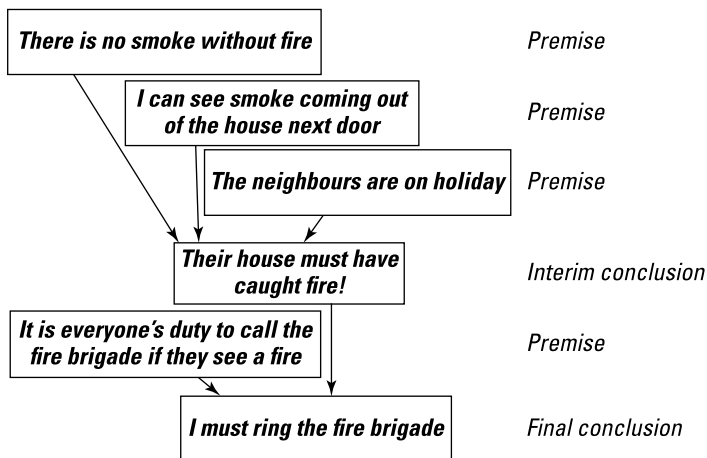
**Figure 8-2:** Bloom's original triangle.

---



**Figure 8-3:** The new Bloom triangle.

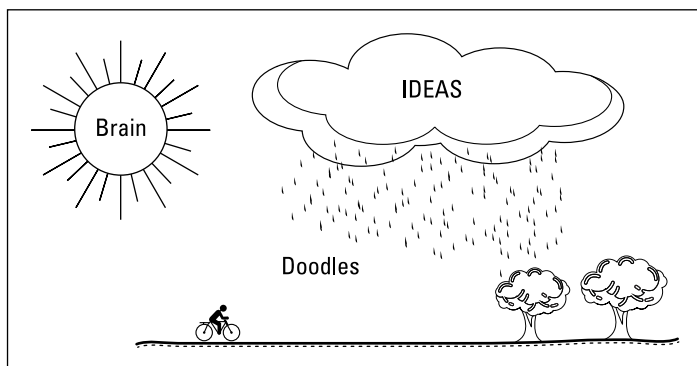
---



**Fig 10-1:** A simple argument with one intermediate conclusion.

---



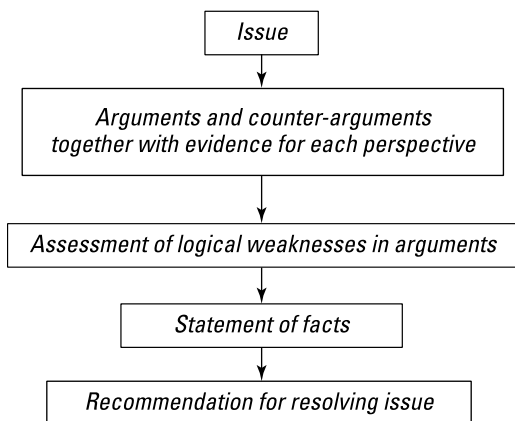


**Figure 11-1:** My doodle.



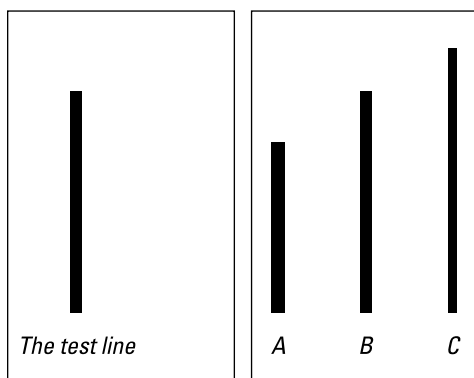
**Figure 12-1:** Such a little to pay! But where's the evidence?

---



**Figure 13-1:** Structure of a persuasive paper.

---



**Figure 15-1:** The lines test: Which line do you think is the match? Sure?